

Teaching Packet


9. Jesus Gets Baptized

Use any or all as additional curriculum. Print as many as you like.

Contents	Page
Sound-to-Symbol Pages Use the story and charts and student recording sheet to create your own spelling and sentence dictation lesson.	2-3
Full Story The "b's" are in blue for our dyslexic learners.	4
Rule Breakers Use these cards to drill on non-phonetic words.	5-6
Speed Drill Build fluency with 1-minute readings and the recording chart	7-8
Readers' Theater The story is turned into a play that students read with expression.	9-11
Silly Sentences Game Mix phrases to build fluency.	12
GrammART Illustrate a sentence with nouns, verbs, and prepositional phrases.	13
Phonemic Awareness Warm up before reading with these simple word-play activities.	14
Magic Stepping Stones Substitute letters to turn one object into another.	15
Spell Well Game Use these mix-and-match cards to learn spelling rules.	16-18
Multi-Syllable Madness Play games to pull together, take apart, and spell longer words.	19-20
Letter Tiles Photocopy letter tiles and diagraphs onto cardstock to build words.	21-22

For more details on how to use our teachers' packet, go to:
www.easyreadenglish.com/teachers

Sound-to-Symbol Page (Spelling and Sentence Dictation)
9. Jesus Gets Baptized **Words by Syllable Types**

<p>Closed</p> <p>ask that bap- -gan -pen fresh well when pres- -ent with sins drip -fill riv- -gin God John stop -sus ful- up but</p>	<p>Open</p> <p>he be Je sus be gin be gan so o pen Cho sen by sky read y</p>	<p>Silent e</p> <p>takes bap tize like time rose</p>	<p>Vowel Teams</p> <p>a way stay need a greed years please low er proof grew</p>
<p>Vowel Teams</p>	<p>r-controlled</p>	<p>Consonant l-e</p>	<p>Other sounds</p>
<p>out a bout down look voice saw heav en read y</p>	<p>part ed Jor dan torn riv er low er bird years world work</p>	<p>peo ple Other sounds old -<u>nk</u>, -<u>ng</u> rang drip ping <u>Stable /zh/, /sh/</u> mis sion</p>	<p>schwa ba nan a  a greed a bout a way love dove covered</p>

Sentences:

Cut and paste 2-3 sentences from the story to dictate to your student.

- 1.
- 2.
- 3.

9. Jesus Gets Baptized

Sound-to-Symbol (spelling and writing)

Phonograms:

- | | | | |
|----------|-----------|-----------|-----------|
| 1. _____ | 6. _____ | 11. _____ | 16. _____ |
| 2. _____ | 7. _____ | 12. _____ | 17. _____ |
| 3. _____ | 8. _____ | 13. _____ | 18. _____ |
| 4. _____ | 9. _____ | 14. _____ | 19. _____ |
| 5. _____ | 10. _____ | 15. _____ | 20. _____ |

Words to spell:

- | | |
|-----------|----------------|
| 1. _____ | 11. _____ |
| 2. _____ | 12. _____ |
| 3. _____ | 13. _____ |
| 4. _____ | 14. _____ |
| 5. _____ | 15. _____ |
| 6. _____ | 16. _____ |
| 7. _____ | 17. _____ |
| 8. _____ | Nonsense Words |
| 9. _____ | 18. _____ |
| 10. _____ | 19. _____ |
| | 20. _____ |

Rule breakers to spell:

- | |
|-----------|
| 1. _____ |
| 2. _____ |
| 3. _____ |
| 4. _____ |
| 5. _____ |
| 6. _____ |
| 7. _____ |
| 8. _____ |
| 9. _____ |
| 10. _____ |

Sentences:

1. _____
2. _____
3. _____

Jesus Gets Baptized

Jesus grew up. At 30 years old, he **b**egan his mission. Jesus walked to the Jordan River.

When John saw him, he stopped. John said, “Look, the Lamb**b** of God! He takes away the sins of the world.”

Jesus asked to **b**e **b**aptized. **B**ut John said, “I need to **b**e **b**aptized **b**y you.”

“Let us do so,” Jesus said, to fulfill God’s plan. John agreed. He lowered Jesus into the river. The water covered Jesus.

Jesus rose, fresh and dripping wet. The sky parted. It was like a present torn open. They saw the Spirit of God. It looked like a **b**ird coming down. The dove stayed on Jesus.

A voice from heaven rang out, “You are my Son, whom I love. With you, I am well pleased.” This was proof that Jesus is God’s Chosen One.

The time had come. Jesus was ready. The people were ready.

God’s greatest work was about to **b**egin.

Rule Breakers

Photocopy onto cardstock, cut and drill your student on reading and spelling.

the	his	of
into	was	one
from	whom	they
is	do	walked

are	love	dove
cover	said	you
Spirit	coming	water
water	saw	were
great	Son	come

Jesus Gets Baptized

Speed Drill 100 words at rl:2.3

Jesus walked to the Jordan River.	6
Jesus asked to be baptized.	11
John agreed.	13
He lowered Jesus into the river.	19
The water covered Jesus.	23
Jesus rose, fresh and dripping wet.	29
The sky parted.	32
It was like a present torn open.	39
They saw the Spirit of God.	45
It looked like a bird coming down.	52
The dove stayed on Jesus.	57
A voice from heaven rang out,	63
“You are my Son, whom I love.	70
With you, I am well pleased.” This was	78
proof that Jesus is God’s Chosen One.	85
The time had come. The people were ready.	93
God’s greatest work was about to begin.	100

Repeated One-Minute Readings**9. Jesus Gets Baptized**

Student Name _____ Date _____

Record how many words you read correctly in one-minute readings. If you miss a word, go back and reread the whole sentence. Are you becoming a speedier reader?!

Read the story over different days. Fill in the columns with a different color each time.

Words						
100						
95						
90						
85						
80						
75						
70						
65						
60						
55						
50						
45						
40						
35						
30						
25						
20						
15						
10						
5						
Reading	1	2	3	4	5	6

Readers' Theater

Jesus Gets Baptized

Students chose and highlight their own lines. Practice with much oral expression. Present to another group. N= Narrators; all, John, Jesus, God. Fill in the names of the speakers in the blank lines.

N _____: Jesus grew up.

N _____: At 30 years old, he began his mission.

N _____: Jesus walked to the Jordan River.

N _____: When John saw him, he stopped.

N _____: John said,

John _____: "Look, the Lamb of God! He takes away the sins of the world."

N _____: Jesus asked to be baptized.

N _____: But John said,

John _____: "I need to be baptized by you."

Jesus _____: "Let us do so,"

N _____: Jesus said,

All _____: to fulfill God's plan.

N _____: John agreed.

N _____: He lowered Jesus into the river.

N _____: The water covered Jesus.

N _____: Jesus rose, fresh and dripping wet.

N _____: The sky parted.

All _____: It was like a present torn open.

N _____: They saw the Spirit of God.

N _____: It looked like a bird coming down.

N _____: The dove stayed on Jesus.

N _____: A voice from heaven rang out,

God _____: "You are my Son, whom I love.
With you, I am well pleased."

N _____: This was proof that Jesus is

All _____: God's Chosen One.

N _____: The time had come.

N _____: Jesus was ready.

N _____: The people were ready.

All _____: God's greatest work was about to begin.

Suggestions: You can add ...

Simple costumes: John can wear a tunic made from burlap. Use raffia or leather strips for his belt. Add leather sandals. Give him a felt beard. Jesus wears a tunic with a red sash.

Sound effects: For the voice from heaven, use a deep male voice and an echo microphone. (www.orientaltrading.com).

Props: A blue, long, rectangular, plastic tablecloth can serve as the Jordan River. Make a "dove" out of white paper and attach it to a long piece of dental floss. Let it descend on Jesus as he gets baptized.

Special Effects: Use a small, plastic pool, a pitcher of water, and "Jesus" to get baptized. Rip a large piece of wrapping paper for the present torn open. Teach all the kids to make these three signs pointing toward Jesus. God's – point to heaven; chosen – point to Jesus; one – point finger up.

Silly Sentences

Jesus Gets Baptized

1. Photocopy onto card stock.
2. Cut apart. Drill one column at a time.
3. Turn face down in piles and draw one from each stack.
4. If you built a silly sentence that makes sense, you get 20 points. If you build a sentence that is not silly but still makes sense, you get 10 points. If you built a real sentence from the story you get 5 points. If your sentence does not make sense, no points, sorry! Highest points win.
5. Now, write your own silly sentences from the phrases.

Who or What	Did What	When or where
Jesus	walked to	the Jordan River.
He	takes away	the sins of the world.
The dove	stayed on	Jesus
I	need to be baptized by	you.
He	lowered Jesus into	the river.
It	was like	a present torn open.
It	looked like	a bird coming down.
God's work	was about to	begin

GrammART!

Recreate this sentence using the coding chart.

Nouns in block letters: **NOUN, ProNOUN**

Verbs in wavy letters: *VERBS*

Adjectives in curly letters: *Adjective*

Prepositional phrases in normal letters: Prepositional phrase

God's greatest work was about to begin.

Answer Key:

God's	<i>greatest</i>	work	<i>was</i>	about to begin.
noun	adjective	noun	verb	prepositional phrase.

Phonemic Awareness

See Teacher's Guide for more detailed instructions.

1. Rhyme Time

Using letter tiles, change the first phonemes to form rhymes: **quex, shex, chex, whex, rex.**

Which words are nonsense?

2. Blen- Blen – Blend

Using letter tiles, change the last phonemes to form new words: **shoph, shoth, shot, shop, shosh.** Which are nonsense words?

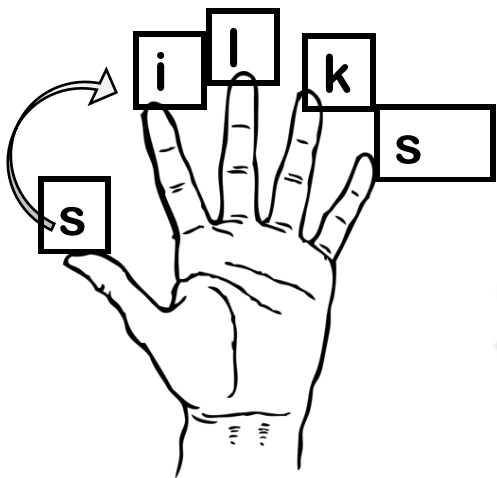
3. Magic Stepping Stones

First, work out the words on letter tiles. Then cut out and bend the Magic Steps on the right. Student reads while walking fingers up the steps. On the Magic Stepping Stones worksheet, while you say the sounds, the student writes the words in the rocks. Did he or she form the correct surprise word?

- | | | | |
|---------|--------|---------|---------|
| 1. cat | 2. cab | 3. crab | 4. grab |
| 5. grub | 6. rub | 7. hub | 8. tub |

4. Handy Dandy

Form the word "silks" with letter tiles. Glue them onto your fingers. Say, "Show me: /sis/, /sik/, /ils/, /ik/, /ilk/, /siks/, /iks/, /silks/. Swap places and the student drills you. Now, use the above sound patterns while tracing the large letters below in different colors. Then, the student writes the letters while using the same patterns. Then substitute all vowels while they spell: salks, sulks, selks, solks, silks.



silks

tub

hub

rub

grub

grab


crab

cab

cat

Magic Stepping Stones

Can you magically turn one thing into another? Change one letter at a time and you will turn cat into ?????? What will it be? Cross the river as you go.



-
- | | | | |
|---------|--------|---------|---------|
| 1. cat | 2. cab | 3. crab | 4. grab |
| 5. grub | 6. rub | 7. hub | 8. tub |



Spell Well

Photocopy this page onto cardstock and cut into cards. Shuffle and lay the cards down in rows to play Concentration. The goal is to make the most matches. The matches consist of two of the same spelling patterns (either the name of the rule, the explanation of the rule, or words that follow the rule). The person with the most sets wins.

a or an	Use <u>a-n</u> when the next words starts with a vowel.	an<u>a</u> item
<u>a</u> present	fi<u>ie</u>ld	we<u>ei</u>ght
i before e	Use i before e, except after c, and when a word says long a, like neighbor and weigh	dr<u>ie</u>pping
1-1-1	A word that has 1 syllable and 1 vowel and ends in 1 consonant is a 1-1-1 word. When adding a vowel suffix, double the last consonant.	stop<u>ped</u>
Drop silent e	When you are adding a vowel suffix to a silent <u>e</u> word, drop the <u>e</u> .	baptiz<u>e</u>d
agreed<u>e</u>	pleas<u>e</u>d	com<u>ing</u>

<p>s or es</p>	<p>Use e-s when the words ends with s, ch, sh, x, or z. Use s for the rest.</p>	<p>fix<u>e</u>s</p>
<p>lunch<u>e</u>s</p>	<p>ray<u>s</u></p>	<p>key<u>s</u></p>
<p>y to i add es</p>	<p>If a word ends in a consonant plus a y, change the y to i before adding es. If there is a vowel before the consonant, just add the s.</p>	<p>empt<u>i</u>ness</p>
<p>y to i add suffix</p>	<p>A word ends in a consonant plus a y, change the y to i before adding a suffix. *except <u>ing</u> and <u>ish</u></p>	<p>empt<u>y</u>ing</p>
<p>au / aw ou / ow oi / oy ai/ay</p>	<p>At the end of a word or syllable, these spellings are more common: aw, ow, oy, ay. These come in the middle or start: au, ou, oi, ai</p>	<p>voic<u>e</u></p>
<p>saw<u>a</u></p>	<p>stay<u>a</u>d</p>	<p>abou<u>t</u></p>

FLOSS	When you hear a /f/, /l/, /s/, or /z/ at the end of a one-syllable, short-vowel word, double the <u>f</u> , <u>l</u> , <u>s</u> , or <u>z</u> .	well<u>l</u>
fill<u>l</u>	sky<u>y</u>	cover<u>e</u>d
Kiss the Cat	When you hear a /k/ sound at the start of a word, use <u>k</u> before an <u>i</u> or <u>e</u> , and <u>c</u> before <u>a</u> , <u>o</u> , <u>u</u> , <u>r</u> , or <u>l</u> .	ask<u>k</u>
K after consonant or long vowel	When you hear a /k/ after a consonant or long vowel, use <u>k</u> .	work<u>k</u>
-ck, -tch, -dge	Use <u>-ck</u> , <u>-tch</u> , or <u>-dge</u> in a one-syllable word RIGHT after the short vowel.	catch<u>ch</u>
edges<u>s</u>	trick<u>k</u>	splotch<u>ch</u>

Multi-Syllable Madness

9. Jesus Gets Baptized

Photocopy these pages onto cardstock and cut into cards. You can play games with them such as "Go Fish," "Concentration," or speed race to build full words.

baptized

river

lowered

Jordan

present

parted

fulfill

Spirit

dripping

began

heaven

greatest

open

ready

agreed

chosen

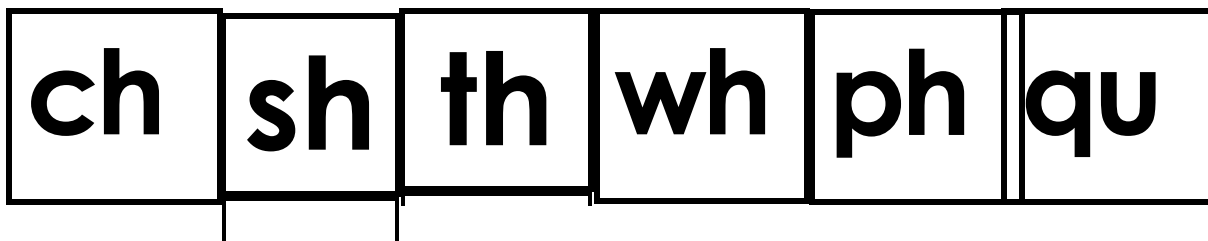

people

mission

baptized	bap	tized
Jordan	Jor	dan
fulfill	ful	fill
greatest	great	est
began	be	gan
open	o	pen
chosen	cho	sen

river	riv	er
present	pres	ent
heaven	heav	en
people	peo	ple
Spirit	Spir	it
parted	part	ed
lowered	low	ered
dripping	drip	ping
agreed	a	greed
ready	read	y
mission	mis	sion

Alphabet (lowercase) to print on card stock and cut into squares.



Alphabet (uppercase) to print on cardstock and cut into squares.

