

Teaching Packet

3. Shepherds Share the Good News

Use any or all as additional curriculum. Print as many as you like.

Contents	Page
Sound-to-Symbol Pages Use the story and charts and student recording sheet to create your own spelling and sentence dictation lesson.	2-3
Full Story The “b’s” are in blue for our dyslexic learners.	4
Rule Breakers Use these cards to drill on non-phonetic words.	5-6
Speed Drill Build fluency with 1-minute readings and the recording chart	7-8
Readers’ Theater The story is turned into a play that students read with expression.	9-10
Silly Sentences Game Mix phrases to build fluency.	11
GrammART Illustrate a sentence with nouns, verbs, and prepositional phrases.	12
Phonemic Awareness Warm up before reading with these simple word-play activities.	13
Magic Stepping Stones Substitute letters to turn one object into another.	14
Spell Well Game Use these mix-and-match cards to learn spelling rules.	15-17
Multi-Syllable Madness Play games to pull together, take apart, and spell longer words.	18-19
Letter Tiles Photocopy these letters and digraphs onto cardstock to build words.	20-21

For more details on how to use our teachers’ packet, go to:

www.easyreadenglish.com/teachers

Sound-to-Symbol Page (Spelling and Sentence Dictation)
 Part 1 **Shepherds Share the News** Words by Syllable Type

closed	open	silent e	vowel teams
hap- b ac k p e n - e n k e pt - e t she p - i n w it h o n G o d s o ft -s u s	b a by Sa v ior b e h e Je s us qui e t Jo s eph Mar y glor y ar m y ba b y bright l y	sh ar e a m az ed l ik e s id e f ir e	pra is ed sa y ing see sh ee p slee p ing fe ar ap pe ared pe ac e fie ld s n igh t b ri ghtly h igh est gl ow ed tru e fle w new s
vowel teams other sounds	r-controlled	consonant l-e	other
o u t side a b ou t fo u nd jo y jo y ful jo in ed a ll he a ven go o d sho o k	da r k ar my bo r n Lo rd gl o ry Sa v ior shep h erds Mar y ea r th he a rd wa r m	im po s ible o ther sounds -old, -ost, -olt, -oll, -ind, ild co ld to ld	-nk, -ng sa ng a ng els slee p ing schwa ba a na a a a mazed a a ppeared a a bout

Sentences:

Write 2-3 sentences from the story to dictate to your student.

- 1.
- 2.
- 3.

Student Name _____ Date _____ Points _____

Story 3 Shepherds Share the News Sound-to-Symbol (spelling and writing)

Phonograms:

- | | | | |
|----------|-----------|-----------|-----------|
| 1. _____ | 6. _____ | 11. _____ | 16. _____ |
| 2. _____ | 7. _____ | 12. _____ | 17. _____ |
| 3. _____ | 8. _____ | 13. _____ | 18. _____ |
| 4. _____ | 9. _____ | 14. _____ | 19. _____ |
| 5. _____ | 10. _____ | 15. _____ | 20. _____ |

Words to spell:

- | | |
|-----------|----------------|
| 1. _____ | 11. _____ |
| 2. _____ | 12. _____ |
| 3. _____ | 13. _____ |
| 4. _____ | 14. _____ |
| 5. _____ | 15. _____ |
| 6. _____ | 16. _____ |
| 7. _____ | 17. _____ |
| 8. _____ | Nonsense Words |
| 9. _____ | 18. _____ |
| 10. _____ | 19. _____ |
| | 20. _____ |

Rule breakers to spell:

- | |
|-----------|
| 1. _____ |
| 2. _____ |
| 3. _____ |
| 4. _____ |
| 5. _____ |
| 6. _____ |
| 7. _____ |
| 8. _____ |
| 9. _____ |
| 10. _____ |

Sentences:

- | |
|----------|
| 1. _____ |
| 2. _____ |
| 3. _____ |

Shepherds Share the Good News

EasyReadEnglish

All was quiet outside of **B**ethlehem. In the dark fields, shepherds petted their soft, sleeping sheep. A fire kept them warm. An angel of the Lord appeared. The shepherds shook with fear.

Many angels joined in. It was like an army from heaven. The angels glowed **b**rightly in the night. They sang the joyful news **a**bout Jesus. "A Savior has been **b**orn! He is Christ the Lord."

The angels praised God, saying, "Glory to God in the highest. On earth, let there be peace."

The angels flew **b**ack to heaven.

"Let's see what happened," the shepherds said. They ran to **B**ethlehem. There, they found Mary, Joseph, and **b**aby Jesus. It was all true!

The shepherds told everyone, everywhere the good news of great joy. "A Savior has been **b**orn! He is Christ the Lord."

All who heard it were amazed.

Rule Breakers

Photocopy onto cardstock, cut and drill your student on reading and spelling.

is	has	of
what	they	to
many	great	said
their	were	one

been	where	there
who	from	was
every- one	every where	the

Shepherds Share the News Speed Drill 100 words at rl:2.0

All was quiet outside of Bethlehem.	6
An angel of the Lord appeared.	12
The shepherds shook with fear.	17
Many angels joined in.	21
The angels glowed brightly in the night.	28
They sang the joyful news about Jesus.	34
“A Savior has been born!	39
He is Christ the Lord.”	44
The angels flew back to heaven.	50
“Let’s see what happened,”	54
the shepherds said.	57
They ran to Bethlehem.	61
They found Mary, Joseph, and baby Jesus.	68
It was all true!	72
The shepherds told everyone	76
the good news of great joy.	82
“A Savior has been born!	87
He is Christ the Lord.”	92
All who heard it were amazed.	98

Repeated One-Minute Readings**3. Shepherds Share the News**

Student Name _____ Date _____

Record how many words you read correctly in one-minute readings. If you miss a word, go back and reread the whole sentence. Are you becoming a speedier reader?!

Read the story over different days. Fill in the columns with a different color each time.

Words						
100						
95						
90						
85						
80						
75						
70						
65						
60						
55						
50						
45						
40						
35						
30						
25						
20						
15						
10						
5						
Reading	1	2	3	4	5	6

Readers' Theater

3. Shepherds Share the News

Students chose and highlight their own lines. Practice with much oral expression. Present to another group. N= Narrators; A=All, Shepherds, Angels. Fill in the names of the speakers in the blank lines.

N: _____ All was quiet outside of Bethlehem.

All: _____ Zzzzzzzzzzz

N: _____ In the dark fields, shepherds petted their soft, sleeping sheep.

Shepherds: _____ (Pet your sheep.)

N: _____ A fire kept them warm.

N: _____ An angel of the Lord appeared.

N: _____ The shepherds shook with fear.

Shepherds: _____ (Shake.)

N: _____ Many angels joined in.

All: _____ It was like an army from heaven.

N: _____ The angels glowed brightly in the night.

N: _____ They sang the joyful news about Jesus.

Angels: _____ "A Savior has been born! He is Christ the Lord."

N: _____ The angels praised God, saying,

Angels: _____ "Glory to God in the highest. On earth, let there be peace."

N: _____ The angels flew back to heaven.

Shepherds: _____ "Let's see what happened,"

N: _____ the shepherds said.

N: _____ They ran to Bethlehem.

Shepherds: _____ (Run to Bethlehem.)

N: _____ There, they found Mary, Joseph, and baby Jesus.

All: _____ It was all true!

N: _____ The shepherds told everyone, everywhere the good news of great joy.

Shepherds: _____ “A Savior has been born! He is Christ the Lord.”

Shepherds: _____ “A Savior has been born! He is Christ the Lord.”

Shepherds: _____ “A Savior has been born! He is Christ the Lord.”

All: _____ All who heard it were amazed.

Suggestions: You can add ...

Simple costumes: For shepherds: bathrobes, canes. For angels: gold garland around the head, white gowns.

Fashion wings out of paper plates with a hot glue gun:
<https://www.pinterest.com/pin/393079873701031944/>

Sound effects: shaking sound - beans in a jar; angels – music, flapping sound of wings from waving paper; shepherds – shout the good news

Props: sheep - pillows; three ideas for a campfire: 1) flashlights standing up in a group 2) turn a stool upside down and tape flames to the legs (cut out from orange, red, and yellow posterboard) 3) wrap paper towel rolls in brown paper for logs. Fashion the flames from orange tissue paper.

Special Effects: megaphones for shepherds, glowing angels - flashlights shining from behind

Silly Sentences

1. Photocopy onto card stock.
2. Cut apart. Drill one column at a time.
3. Turn face down in piles and draw one from each stack.
4. If you built a silly sentence that makes sense, you get 20 points. If you build a sentence that is not silly but still makes sense, you get 10 points. If you built a real sentence from the story you get 5 points. If your sentence does not make sense, no points, sorry! Highest points win.
5. Now, write your own silly sentences from the phrases.

Who or What	Did What	When or where
Shepherds	petted	their sheep.
The angels	glowed brightly	in the night.
The angels	flew	back to heaven.
They	ran	to Bethlehem.
The shepherds	shook	with fear.
They	sang	the joyful news.

GrammART!

Recreate this sentence using the coding chart.

Nouns in block letters: **NOUN**

Verbs in wavy letters: *VERBS*

Adjectives in curly letters: *Adjective*

Prepositional phrases in normal letters: Prepositional phrase

The angels sang the joyful news about Jesus.

Answer Key:

The **angels** *sang* the *joyful* **news** about Jesus.
noun verb adjective noun prepositional phrase.

Phonemic Awareness

See Teacher's Guide for more detailed instructions.

1. Rhyme Time

Using letter tiles, change the first phonemes to form rhymes: **fun, quun, chun, run, whun.**

Which words are nonsense?

2. Blen- Blen – Blend

Using letter tiles, change the last phonemes to form new words: **wet, weph, weth, web, well.** Which are nonsense words?

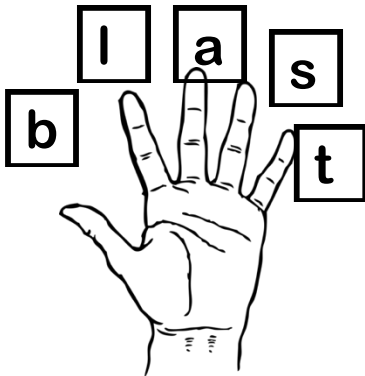
3. Magic Stepping Stones

First, work out the words on letter tiles. Then cut out and bend the Magic Steps on the right. Student reads while walking fingers up the steps. On the Magic Stepping Stones worksheet, while you say the sounds, the student writes the words in the rocks. Did he or she form the correct surprise word?

- | | | | |
|---------|--------|--------|---------|
| 1. stop | 2. top | 3. pop | 4. pot |
| 5. pit | 6. lit | 7. lip | 8. lips |

4. Handy Dandy

Form the word "blast" with letter tiles. Glue them onto your fingers. Say, "Show me: /ba/, /blas/, /bat/, /ast/, /bas/, /last/, /lat/, /blast/. Use the short sound for a in /ba/. Swap places and the student drills you. Now, use the above sound patterns while tracing the large letters below in different colors. Then, the student writes the letters while using the same patterns. Then substitute all vowels while they spell: blast, blest, blist, blost, blust.



blast

lips

lip

lit

pit

pot


pop

top

stop

Magic Stepping Stones

Can you magically turn one thing into another? Change one letter at a time and you will turn a stop into a ?????? What will it be? Cross the river as you go.



-
- | | | | |
|---------|--------|--------|---------|
| 1. stop | 2. top | 3. pop | 4. pot |
| 5. pit | 6. lit | 7. lip | 8. lips |



Spell Well

Photocopy this page onto cardstock and cut into cards. Shuffle and lay the cards down in rows to play Concentration. The goal is to make the most matches. The matches consist of two of the same spelling patterns (either the name of the rule, the explanation of the rule, or words that follow the rule). The person with the most sets wins.

a or an	Use <u>a-n</u> when the next words starts with a vowel.	an<u>a</u>ngel
<u>a</u> fire	mu<u>s</u>ic	pa<u>n</u>ic
Fantastic -ic	When you hear /ick/ at the end of a 2- or 3-syllable word, use <u>i-c</u> .	pet<u>t</u>ed
1-1-1	A word that has 1 syllable and 1 vowel and ends in 1 consonant is a 1-1-1 word. When adding a vowel suffix, double the last consonant.	shag<u>g</u>gy
Drop silent e	When you are adding a vowel suffix to a silent <u>e</u> word, drop the <u>e</u> .	litt<u>l</u>er
praised<u>e</u>	amaz<u>e</u>d	sav<u>i</u>ng

Spell Well (continued)

<p>s or es</p>	<p>Use e-s when the words ends with s, ch, sh, x, or z. Use s for the rest.</p>	<p>pitch<u>e</u>s</p>
<p>pass<u>e</u>s</p>	<p>bunn<u>i</u>es</p>	<p>bab<u>i</u>es</p>
<p>y to i add es</p>	<p>If a word ends in a consonant plus a y, change the y to i before adding es.</p>	<p>sill<u>i</u>ness</p>
<p>y to i add suffix</p>	<p>A word ends in a consonant plus a y, change the y to i before adding a suffix. *except <u>ing</u> and <u>ish</u></p>	<p>cry<u>i</u>ng</p>
<p>au / aw ou / ow oi / oy ai/ay</p>	<p>At the end of a word or syllable, these spellings are more common: aw, ow, oy, ay. These come in the middle or start: au, ou, oi, ai</p>	<p>jo<u>y</u></p>
<p>jo<u>o</u>ined</p>	<p>abo<u>o</u>t</p>	<p>plow<u>o</u></p>

FLOSS	When you hear a /f/, /l/, /s/, or /z/ at the end of a one-syllable, short-vowel word, double the <u>f</u> , <u>l</u> , <u>s</u> , or <u>z</u> .	well<u>l</u>
boss<u>s</u>	off<u>f</u>	ca<u>u</u>se
Kiss the Cat	When you hear a /k/ sound at the start of a word, use <u>k</u> before an <u>i</u> or <u>e</u> , and <u>c</u> before <u>a</u> , <u>o</u> , <u>u</u> , <u>r</u> , or <u>l</u> .	ke<u>p</u>t
K after consonant or long vowel	When you hear a /k/ after a consonant or long vowel, use <u>k</u> .	dark<u>k</u>
-ck, -tch, -dge	Use <u>-ck</u> , <u>-tch</u> , or <u>-dge</u> in a one-syllable word RIGHT after the short vowel.	spoo<u>k</u>y
br<u>id</u>ge	tru<u>ck</u>	sn<u>at</u>ch

Multi-Syllable Madness

Photocopy these pages onto cardstock and cut into cards. You can play games with them such as "Go Fish," "Concentration," or speed race to build full words.

happen

shepherds

army

Savior

Jesus

Joseph

baby

quiet

outside

everyone

everywhere

petted

sleeping

joyful

brightly

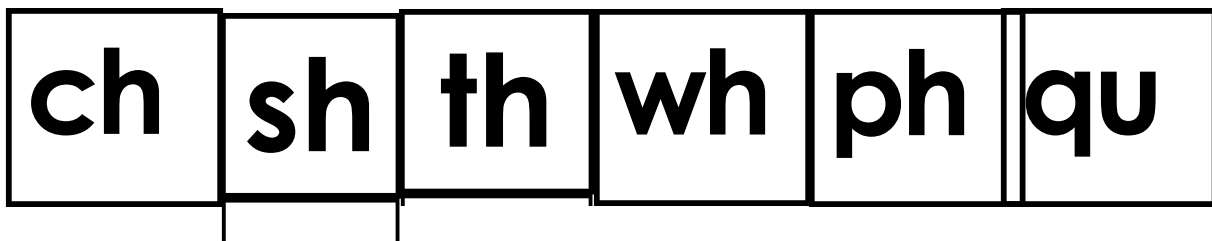

highest

amaze

happen	hap	pen
shepherds	shep	herds
army	ar	my
Jesus	Je	sus
Joseph	Jo	seph
baby	ba	by
Savior	Sa	vi-or

amaze	a	maze
quiet	qui	et
outside	out	side
everyone	every	one
everywhere	every	where
petted	pet	ted
sleeping	sleep	ing
joyful	joy	ful
brightly	bright	ly
highest	high	est

Alphabet (lowercase) to print on cardstock and cut into squares.



Alphabet (uppercase) to print on cardstock and cut into squares.

